


**CERTIFICATION OF ELECTION RESULTS FOR THE
REPUBLICAN PRESIDENTIAL PREFERENCE PRIMARY
ELECTION HELD MARCH 3, 2020**


We, the undersigned members of the **Wilson County Election Commission**, do hereby certify that we held a **Republican Presidential Preference Primary Election** on **Tuesday, March 3, 2020**, in the voting precincts in this county, according to law, for the purpose of nominating a presidential candidate and nominating delegates shown hereinafter, and that we have canvassed the returns of said election as required by law, and we do hereby certify that the following 8 pages of tabulation are a true, correct, and complete accounting of the results by precinct and county of said election as established by the canvassing of the returns, this **16th** day of **March, 2020**.

At least three (3) commissioners must sign below:




Chairman, County Election Commission


Secretary, County Election Commission



Member, County Election Commission



Member, County Election Commission



Member, County Election Commission

State of Tennessee - Wilson County
March 3, 2020
Republican Presidential Preference Primary
Candidates for President of the United States

1 Donald J. Trump	12,142
2 Joe Walsh	148
3 Bill Weld	120
4 Uncommitted	329
Total Votes	12,739

JSO

O

(JD)

March 16, 2020

RS

State of Tennessee - Wilson County
March 3, 2020
Republican Presidential Preference Primary
Delegate At-Large

1	Steve Allbrooks (Trump)	7,647
2	Julia Atchley-Pace (Trump)	6,532
3	Mae Beavers (Trump)	8,757
4	Chad Blackburn (Trump)	8,016
5	Linda D. Buckles (Trump)	6,936
6	Jane Chedester (Trump)	6,372
7	Beth Scott Clayton (Trump)	6,833
8	Douglas M. Englen (Trump)	6,358
9	Lei Ann Gleaves (Trump)	6,804
10	Shannon Haynes (Trump)	6,738
11	Jack Johnson (Trump)	7,103
12	Amy Jones (Trump)	7,020
13	William Lamberth (Trump)	6,900
14	Peggy Larkin (Trump)	5,537
15	Jennifer Inman Little (Trump)	3,187
16	Mary Littleton (Trump)	3,075
17	Raul Lopez (Trump)	1,926
18	Paulina Albormoz Madaris (Trump)	1,316
19	Nazar Sharanshi (Trump)	866
20	Robin T. Smith (Trump)	3,364
21	Dalton Temple (Trump)	2,373
22	Rick Tillis (Trump)	2,702
23	Susan Richardson Williams (Trump)	2,728
24	Marsha Yessick (Trump)	1,664
25	Jake Adams (Uncommitted)	623
26	Wanda J. Cooke (Uncommitted)	556
27	Leslie D. Mills (Uncommitted)	481
28	Patricia D. Mills (Uncommitted)	570
29	Larry M. Sims (Uncommitted)	579
	Total Votes	123,563

JSO


March 16, 2020

[Handwritten signature]

[Handwritten signature]

State of Tennessee - Wilson County
March 3, 2020
Republican Presidential Preference Primary
Delegate District 6

1 Paul Bailey (Trump)	6,319
2 Craig Evan Clark (Trump)	4,921
3 Holly S. Jones (Trump)	5,468
4 Terri R. Nicholson (Trump)	3,239
5 Mary Ann Parks (Trump)	3,466
6 Ryan Williams (Trump)	3,535
7 Joseph Elder (Uncommitted)	616
8 Frank Gorgie (Uncommitted)	490
Total Votes	28,054



March 16, 2020



State of Tennessee - Wilson County


March 3, 2020

Republican Presidential Preference Primary

Candidates for President of the United States

1. Donald J. Trump
2. Joe Walsh
3. Bill Weld
4. Uncommitted

Precincts:	1	2	3	4
1-1	444	5	2	7
2-1	287	2	3	8
3-1	448	4	5	8
4-1	331	3	4	8
4-2	290	2	0	4
5-1	821	10	5	22
6-1	507	3	1	13
7-1	179	0	3	3
7-2	208	3	2	5
8-1	381	4	5	14
9-1	361	4	0	12
9-2	91	0	1	1
10-1	386	4	7	15
11-1	739	13	15	28
12-1	275	3	1	7
12-2	210	6	2	5
13-1	634	4	5	17
14-1	610	3	6	13
15-1	453	3	3	8
16-1	395	5	3	13
17-1	597	17	8	20
18-1	570	4	5	19
19-1	365	8	6	13
20-1	85	2	0	2
21-1	84	1	2	2
21-2	140	2	0	2
22-1	380	2	2	6
23-1	746	11	10	17
24-1	337	10	7	16
25-1	301	5	3	9
25-2	264	1	1	7
Absentee	215	4	3	5
Provisional	8	0	0	0
Totals:	12,142	148	120	329



March 16, 2020



State of Tennessee - Wilson County

March 3, 2020

Republican Presidential Preference Primary

Delegate At-Large

1. Steve Allbrooks (Trump)
2. Julia Atchley-Pace (Trump)
3. Mae Beavers (Trump)
4. Chad Blackburn (Trump)
5. Linda D. Buckles (Trump)
6. Jane Chedester (Trump)
7. Beth Scott Clayton (Trump)
8. Douglas M. Englen (Trump)
9. Lei Ann Gleaves (Trump)
10. Shannon Haynes (Trump)

Precincts:	1	2	3	4	5	6	7	8	9	10
1-1	275	225	342	291	245	236	250	220	255	240
2-1	199	168	217	205	167	160	179	167	177	174
3-1	262	226	339	281	251	213	239	224	251	242
4-1	205	178	247	232	196	177	193	178	198	203
4-2	188	160	207	197	170	155	176	148	168	161
5-1	529	450	597	570	488	434	476	462	485	488
6-1	295	252	361	313	271	243	267	243	274	262
7-1	107	87	111	118	96	89	92	81	97	85
7-2	124	104	161	134	115	103	113	112	114	111
8-1	235	199	291	245	217	203	221	199	214	218
9-1	224	207	268	240	200	190	188	184	190	194
9-2	59	48	66	58	51	50	47	48	44	47
10-1	251	209	296	255	224	214	221	219	242	233
11-1	502	452	522	516	482	444	454	432	435	460
12-1	167	148	187	183	153	149	156	144	148	149
12-2	126	102	150	134	109	86	104	94	106	105
13-1	382	327	470	389	349	323	332	296	339	326
14-1	372	293	440	382	335	301	338	295	319	330
15-1	279	248	328	307	247	237	251	231	228	247
16-1	284	229	289	276	239	212	226	216	218	225
17-1	388	323	427	406	346	321	335	309	337	317
18-1	365	322	410	376	326	306	331	294	329	315
19-1	243	209	254	260	215	197	217	208	202	203
20-1	46	36	54	48	43	39	44	45	46	46
21-1	50	40	50	50	40	35	42	41	47	41
21-2	90	75	101	92	81	72	77	70	77	80
22-1	252	206	267	256	217	202	217	199	221	201
23-1	436	399	514	475	426	385	413	403	417	412
24-1	218	186	247	217	185	193	192	169	191	181
25-1	186	164	212	201	180	169	172	159	165	179
25-2	175	158	188	173	167	150	153	149	152	153
Absentee	130	100	140	132	101	80	115	114	115	106
Provisional	3	2	4	4	4	4	2	5	3	4
Totals:	7,647	6,532	8,757	8,016	6,936	6,372	6,833	6,358	6,804	6,738

March 16, 2020

State of Tennessee - Wilson County

March 3, 2020

Republican Presidential Preference Primary

Delegate At-Large

11. Jack Johnson (Trump)
12. Amy Jones (Trump)
13. William Lamberth (Trump)
14. Peggy Larkin (Trump)
15. Jennifer Inman Little (Trump)
16. Mary Littleton (Trump)
17. Raul Lopez (Trump)
18. Paulina Albornoz Madaris (Trump)
19. Nazar Sharanshi (Trump)
20. Robin T. Smith (Trump)

Precincts:	11	12	13	14	15	16	17	18	19	20
1-1	271	252	256	200	123	114	71	44	29	133
2-1	189	181	186	125	86	90	60	34	32	84
3-1	240	244	247	194	133	121	76	46	28	126
4-1	199	207	193	159	92	94	51	46	27	94
4-2	181	174	163	121	85	76	47	28	20	93
5-1	493	501	490	392	231	212	140	88	63	224
6-1	290	284	283	220	108	121	57	51	36	135
7-1	99	92	103	70	50	48	35	21	14	42
7-2	123	120	116	91	55	55	30	24	15	63
8-1	216	224	215	178	104	101	66	49	28	102
9-1	208	204	196	160	82	75	50	25	21	97
9-2	53	49	50	43	16	15	12	7	5	24
10-1	247	241	227	186	112	97	85	63	42	107
11-1	462	455	451	352	179	191	120	77	57	190
12-1	171	149	156	118	57	52	38	20	13	69
12-2	118	111	113	85	69	52	34	20	11	62
13-1	333	344	322	283	163	152	97	60	39	155
14-1	341	341	325	251	165	151	82	63	30	158
15-1	254	257	254	207	117	113	73	51	37	151
16-1	237	240	226	180	100	94	55	37	24	102
17-1	348	352	336	289	157	158	78	61	36	178
18-1	323	320	327	265	140	129	81	50	39	151
19-1	226	217	225	174	102	85	63	47	22	90
20-1	46	47	46	38	23	17	16	9	4	21
21-1	47	42	42	36	21	24	11	11	8	24
21-2	82	76	78	62	32	23	17	11	7	27
22-1	214	217	207	185	94	97	75	45	27	113
23-1	432	439	432	363	191	190	111	70	56	200
24-1	196	191	187	146	75	82	54	42	34	95
25-1	174	184	170	147	84	89	53	51	25	88
25-2	163	151	163	119	75	79	44	37	20	86
Absentee	122	111	110	94	63	75	42	27	16	77
Provisional	5	3	5	4	3	3	2	1	1	3
Totals:	7,103	7,020	6,900	5,537	3,187	3,075	1,926	1,316	866	3,364

March 16, 2020

State of Tennessee - Wilson County

March 3, 2020

Republican Presidential Preference Primary

Delegate At-Large

- 21. Dalton Temple (Trump)
- 22. Rick Tillis (Trump)
- 23. Susan Richardson Williams (Trump)
- 24. Marsha Yessick (Trump)
- 25. Jake Adams (Uncommitted)
- 26. Wanda J. Cooke (Uncommitted)
- 27. Leslie D. Mills (Uncommitted)
- 28. Patricia D. Mills (Uncommitted)
- 29. Larry M. Sims (Uncommitted)

Precincts:	21	22	23	24	25	26	27	28	29
1-1	80	112	121	63	16	13	11	14	17
2-1	63	81	73	47	23	15	18	20	17
3-1	105	118	128	81	20	16	9	14	17
4-1	53	67	74	39	17	18	12	17	19
4-2	58	66	73	46	5	9	4	8	8
5-1	160	175	193	115	31	33	25	27	29
6-1	90	100	91	55	18	17	13	18	20
7-1	33	40	39	24	7	4	4	5	5
7-2	43	55	46	30	10	11	9	11	14
8-1	75	90	91	60	15	21	16	16	17
9-1	57	74	67	31	19	11	10	8	9
9-2	17	17	19	10	5	2	3	3	5
10-1	87	95	96	69	27	22	22	25	24
11-1	127	142	161	102	55	47	42	59	44
12-1	48	55	51	32	12	9	8	7	7
12-2	44	51	45	19	19	15	17	17	22
13-1	121	120	124	75	31	29	24	28	29
14-1	118	127	128	88	25	29	21	21	24
15-1	89	106	107	58	16	16	11	15	15
16-1	68	88	80	46	22	22	16	21	24
17-1	127	136	142	79	34	35	27	39	38
18-1	114	127	125	82	29	24	26	27	22
19-1	67	73	73	48	30	19	19	22	22
20-1	22	25	18	11	5	1	1	4	3
21-1	16	19	13	11	7	5	5	7	8
21-2	18	24	23	13	7	6	5	4	8
22-1	84	89	84	60	17	18	16	17	11
23-1	133	140	165	92	40	38	39	38	42
24-1	69	70	74	52	26	20	16	22	25
25-1	54	64	64	39	11	10	8	12	8
25-2	59	68	65	42	8	5	7	10	9
Absentee	71	85	75	45	16	16	17	14	17
Provisional	3	3	0	0	0	0	0	0	0
Totals:	2,373	2,702	2,728	1,664	623	556	481	570	579

March 16, 2020

State of Tennessee - Wilson County

March 3, 2020

Republican Presidential Preference Primary

Delegate District 6

1. Paul Bailey (Trump)
2. Craig Evan Clark (Trump)
3. Holly S. Jones (Trump)
4. Terri R. Nicholson (Trump)
5. Mary Ann Parks (Trump)
6. Ryan Williams (Trump)
7. Joseph Elder (Uncommitted)
8. Frank Gorgie (Uncommitted)

Precincts:	1	2	3	4	5	6	7	8
1-1	229	175	206	145	124	128	12	15
2-1	141	117	131	110	99	85	21	16
3-1	229	166	213	133	143	123	11	8
4-1	176	125	168	69	99	98	20	14
4-2	150	121	134	81	85	80	10	6
5-1	449	368	383	211	213	252	32	28
6-1	248	220	211	122	139	132	19	12
7-1	90	65	78	42	53	55	5	6
7-2	112	84	90	40	64	73	10	6
8-1	192	144	178	127	118	109	22	22
9-1	192	152	148	91	92	89	10	9
9-2	51	47	38	15	17	27	3	2
10-1	199	158	182	119	120	111	29	25
11-1	406	288	362	195	226	222	45	37
12-1	140	117	110	60	70	87	11	5
12-2	113	86	89	52	66	56	21	12
13-1	321	229	250	176	192	178	33	26
14-1	305	246	276	163	171	169	27	19
15-1	228	184	196	121	109	147	25	16
16-1	228	164	203	97	107	106	17	18
17-1	311	254	251	142	164	191	38	26
18-1	301	222	258	192	159	143	31	22
19-1	213	159	168	72	89	119	26	23
20-1	45	31	37	19	21	30	4	3
21-1	45	36	36	14	25	18	9	7
21-2	68	49	64	31	26	45	8	5
22-1	221	152	171	112	106	115	19	15
23-1	359	306	339	191	204	203	37	38
24-1	161	140	151	84	94	104	21	20
25-1	160	130	141	82	104	81	14	12
25-2	126	103	121	72	90	82	11	6
Absentee	105	82	83	57	77	73	14	10
Provisional	5	1	2	2	0	4	1	1
Totals:	6,319	4,921	5,468	3,239	3,466	3,535	616	490

March 16, 2020

